
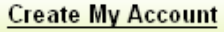



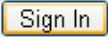



HOW TO JOIN THE LOVELAND MOUNTAIN CLUB MESSAGE BOARD If you don't have a Yahoo ID and Password

1. Go to <http://groups.yahoo.com/group/LovelandMountainClub/>
2. Click on the  button.
3. *If you don't have a Yahoo ID and Password*, click on [Sign Up](#).
If you already have a Yahoo ID, go to [the instructions below](#).
4. Under **1. Tell us about yourself**, enter your First and Last Names, your Gender , Birthday and Zip Code.
5. Under **2. Select an ID and password**, pick a name to use. You will be creating an e-mail account at Yahoo, but you don't need to use it, just the name (ID).
Then pick enter a password that you'll remember twice. It should be 8 characters long and, if you want it to be secure, contain both letters and numbers.
6. Under **3. In case you forget your ID or password**, put your normal e-mail account and pick a security question and answer.
7. Then, enter the letters and/or numbers in the box below them and click on the  button.
8. Go back to <http://groups.yahoo.com/group/LovelandMountainClub/>
9. Enter your new Yahoo ID and Password and click on the  button.
10. Under **Step 1. Your Contact Information**, review your profile and e-mail address. If either need to be changed, click on the link next to them and make whatever changes you wish. You may want to use your normal e-mail address rather than the Yahoo one...If so, be sure to enter it here.
Enter your real name in the **Comment To Owner** section so I'll know who you are.
11. Under **Step 2. Message Delivery**, choose
-**Individual Email** if you want to see each message as it is sent to the group or choose
-**Daily Digest** if you want once-a-day listing of all messages for that day.
You can also select **Web Only** if you never want to get e-mails and intend to check the website to see what messages have been posted. This latter choice will cause you to miss things that are time-sensitive, however. Don't select **Special Notices** as there probably won't be any.
12. Under **Step 3. Message Preference**, leave the selection **Fully Featured**.
13. Then, enter the letters and/or numbers in the box next to them and click on the  button.
14. You will get a message saying that your membership has been submitted. You will get an e-mail confirming that step within the next day or so.
If you don't, send an e-mail to DHollingsed@comcast.net to wake me up.

HOW TO JOIN THE LOVELAND MOUNTAIN CLUB MESSAGE BOARD If you already have a Yahoo ID and Password

1. Go to <http://groups.yahoo.com/group/LovelandMountainClub/>
2. Click on the  button.
3. *If you already have a Yahoo ID and Password*, enter them and click on the  button.
If you don't have a Yahoo ID, go to [the instructions above](#).
4. Under **Step 1. Your Contact Information**, review your profile and e-mail address. If either needs to be changed, click on the link next to them and make whatever changes you wish. You may want to use your normal e-mail address rather than the Yahoo one...If so, be sure to enter it here.
Enter your real name in the **Comment To Owner** section so I'll know who you are.
5. Under **Step 2. Message Delivery**, choose
-**Individual Email** if you want to see each message as it is sent to the group or choose
-**Daily Digest** if you want once-a-day listing of all messages for that day.
You can also select "Web Only" if you never want to get e-mails and intend to check the website to see what messages have been posted. This latter choice will cause you to miss things that are time-sensitive, however. Don't select "Special Notices" as there probably won't be any.
6. Under **Step 3. Message Preference**, leave the selection **Fully Featured**.
7. Then, enter the letters and/or numbers in the box next to them and click on the  button.
8. You will get a message saying that your membership has been submitted. You will get an e-mail confirming that step within the next day or so.
If you don't, send an e-mail to DHollingsed@comcast.net to wake me up.